



Ballistic Armor by HARDWIRE

- Havis has partnered with Hardwire to provide Ballistic Armor for public safety vehicles.
- Hardwire Ballistic Armor is IIIA Ballistic material, Tested to stop .357 SIG and .44 Magnum ammunition fired from longer barrel handguns.
No rifle ammunition protection.
- Products are available to order now, 6-week lead time for shipping

For more information about understanding NIJ Armor Protection Level, please refer to the [Technical Service Update \(PDF\)](#) available on all of our Ballistic Armor product pages



Ballistic Door Armor Key Features:

- Modular and scalable
- Lightweight and durable - the lightest and strongest armor panel in the market
- Easy to install and just as easy to remove if needed
- Transferable to like vehicle models
- Protective skin blends with OEM door and paint
- Accepts decals and wraps to match any Police Department's markings
- Door handle coverage



Ballistic Window Armor Key Features:

- Provides protection for an officers most vulnerable body parts while seated in vehicle – Head and Neck
- Easy to install and uninstall
- Window armor remains in place, allows for OEM window to keep its functionality
- Does not interfere with door or window hardware, handles or locks
- Ballistic Armor is un-rivaled in multi-hit performance or post-accident performance
- ONLY Window armor in the market
- ONLY window with emergency egress.



HAVIS will stock Ballistic Door & Window Armor for the following vehicle years and models:

- 2011-2019 Ford Interceptor Utility
- 2020 Ford Interceptor Utility
- 2017-2020 Ford F150-F550
- 2015-2020 Chevy Tahoe
- 2015-2020 Dodge Charger
- 2011-2019 Dodge Durango



All products are sold separately:

- Driver Side Door Armor
- Passenger Side Door Armor
- Driver Side Window Armor
- Passenger Side Window Armor
- Driver Door Installation Kit
- Passenger Door Installation Kit
- Driver Window Installation Kit
- Passenger Window Installation Kit


Ballistic Armor doors are available in OEM white, as well as unpainted door panels.

- The unpainted door panels will need to be taken to local body shop for color matching

Each door kit has FOUR components



ABS



Dyneema




Handle cover



Hardware Kit



The door installation kit has SIX subcomponents



ABS Template



2 Clamps



1 Drill bit
(Drill not Included)



3 alignment pins




2 Pneumatic
Rivnut Gun bolts



Tamper Resistant Hex
Drive 1/4" Bit



Each window kit has THREE components



Glass



Window wedge



Drill bit

The window installation kit has TWO components



Drill Jig



Drill bit



Key Takeaways:

- Easy installation
- Lightweight and durable- the lightest and strongest armor panel in the market.
- ONLY door panel with handle area protection
- ONLY window armor in the market
- Emergency egress for windows
- *Protects officers most vulnerable body parts while seated in vehicle*



Contact information:

- Jeff Tripp, Fleet Product Manager
 - (E): jtripp@havis.com
- Dan Heiland, Versatile Solutions Product Manager
 - (E): dheiland@havis.com
- Ron Moore, Technical Specialist
 - (E): rmoore@havis.com