
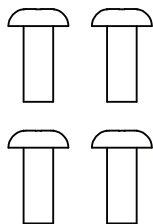


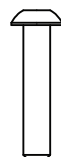
Single Pivot Monitor Mount



3x 6.0" Cable Ties



4x M4 x 10mm
Phillips Screws



M4 x 20mm
Socket Head Screw



2.5 mm Hex Wrench

HAVIS, INC **MM-10-301**
SINGLE PIVOT MONITOR MOUNT INSTALLATION

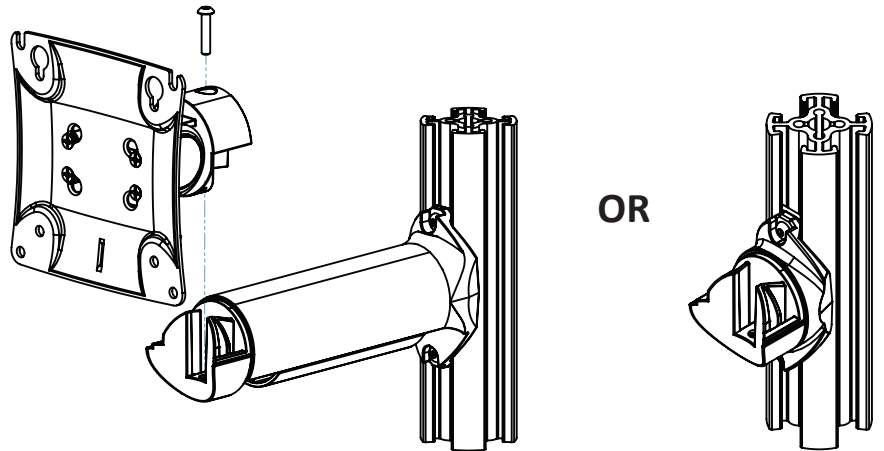


Tools Required:

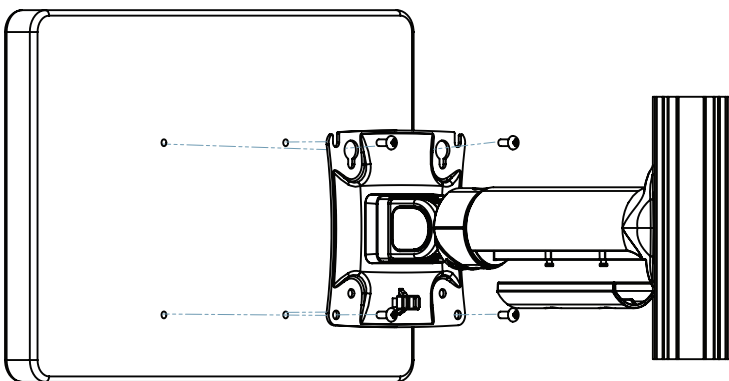
2.5mm Hex Wrench (Provided)

#2 Phillips Screwdriver

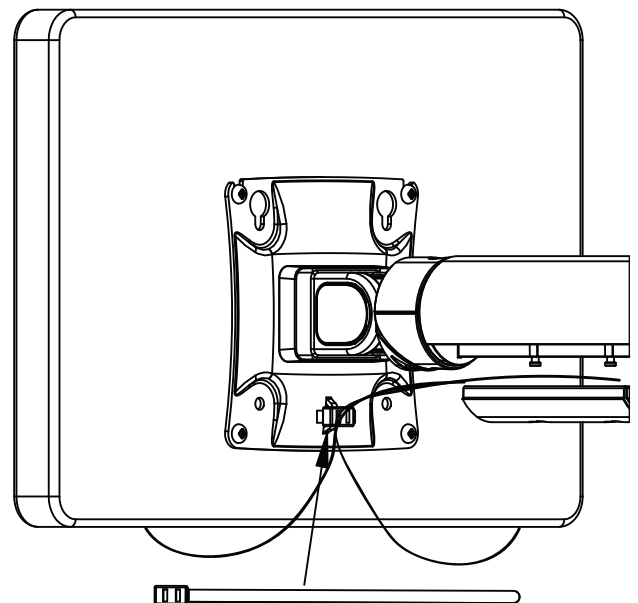
Step 1: Attach the Single Pivot Mount to the Channel Arm or Mount using the M4 x 20mm Socket Head Screw as shown



Step 2: Attach your VESA Monitor to the Single Pivot Mount using the 4x M4 x 10mm Phillip Screws as shown



Step 3: Route Cables using 6" Cable Tie



6" Cable Tie