
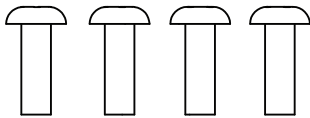


MM-10-601 Scanner Mount

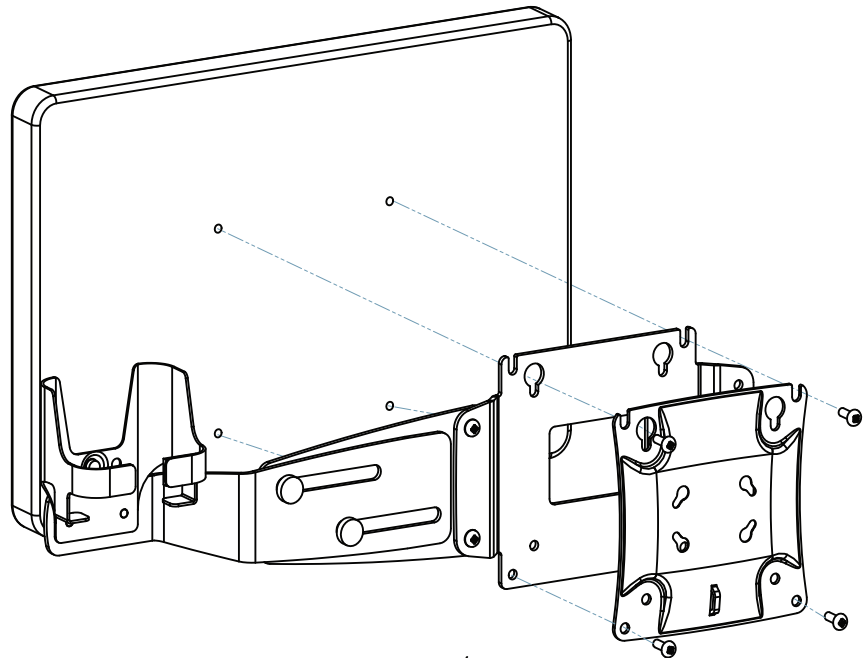


6.0" Cable Tie



4x M4 x 12mm Phillips Screws

**Step 1:** Install the Scanner Mount between your Monitor and existing VESA plate as shown. Connect using the 4x M4 x 12mm Phillips Screws to the VESA Monitor



**Step 2:** To adjust the arm length, loosen the two thumb screws, slide the arm to the desired width, and re-tighten

