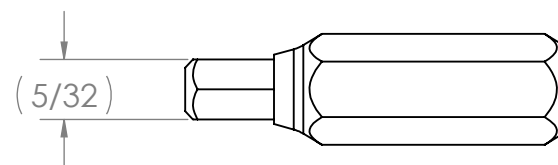
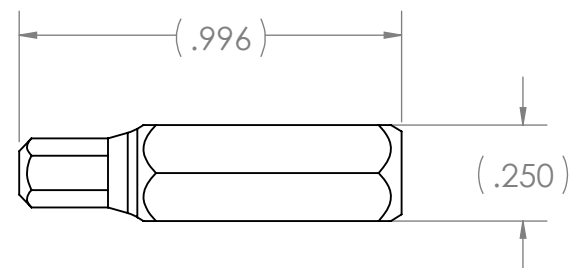
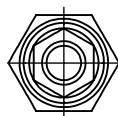
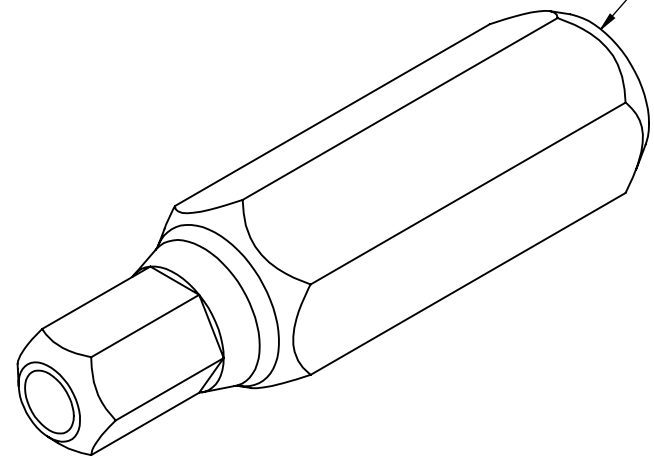


8 7 6 5 4 3 2 1

D
C
B
A

D
C
B
A

**LOCKING STAND
ADJUSTMENT BIT**



HAVIS

CUSTOMER VERIFICATION AND AUTHORIZATION

THE INFORMATION CONTAINED IN THIS DRAWING IS THE SOLE PROPERTY OF HAVIS AND REPRODUCTION IN PART OR IN WHOLE WITHOUT THE WRITTEN PERMISSION OF HAVIS IS PROHIBITED.

REV. A	FIRST PRODUCTION RELEASE	4/6/16	JEB	
REV.	DESCRIPTION	DATE	BY	CHK'D
DRAWN J. BROWN		HAVIS		
DATE	4/6/2016			
CUSTOMER APPROVAL (SIGNATURE REQUIRED):		TITLE TOOL, 5/32" TAMPER RESISTANT, TO ADJUST HARDWARE ON THE LOCKING STANDS		
DATE	SIZE B	DWG. NO. 367-1102	REV. A	SHEET 1 OF 1

8 7 6 5 4 3 2 1