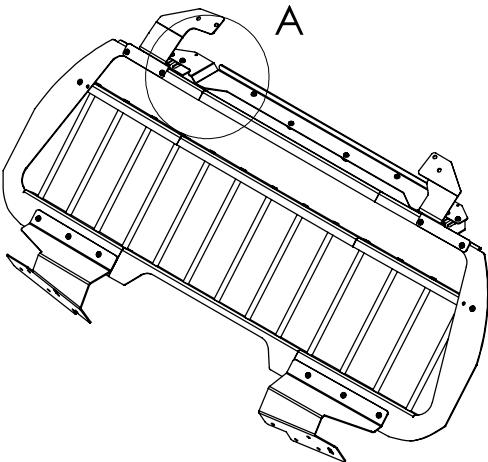
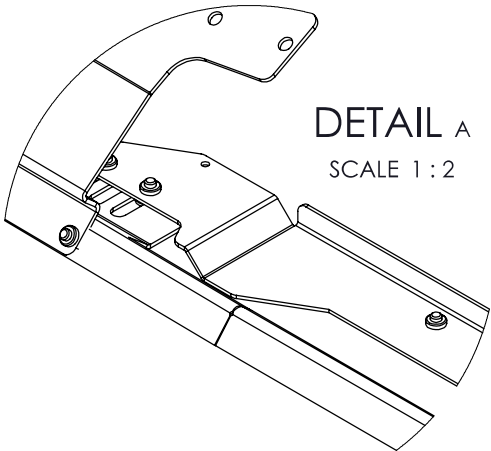
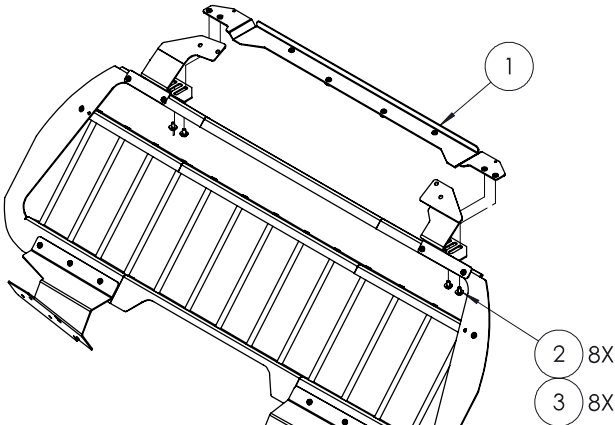


SUPPLEMENTAL INSTALLATION INSTRUCTIONS:
see WBI-F28-RC-INST for main assembly installations instruction

1. COMPLETE FIRST PART OF INSTALLATION - SEE THE WBI-F28-RC-INST
2. ALIGN ITEM # **1** (CM013965) AS SHOWN INTO SLOTS, ADJUST FRONT TO REAR OR VISE VERSA TO ACHIEVE DESIRED FITNESS OF EMERGENCY LIGHTS.
3. SECURE ITEM# **1** (CM013965) USING SUPPLIED ITEM HARDWARE
2 8X (16152) AND **3** 8X (16612)



SUPPLEMENTAL HARDWARE KIT CONTENTS:

ITEM NO.	PART NUMBER	QTY.	DESCRIPTION
1	CM013965	1	BRKT, FEDSIG, LAPD, REAR, WBI ADAPTER
2	16152	8	WASHER #10 FLAT SS
3	16612	8	SCREW, 10-32 X 3/8 PPHMS SS

WARNING: ALL HAVIS INC. PRODUCTS ARE DESIGNED WITH SAFETY OF USE AND INSTALLATION IN MIND. HOWEVER, IT IS THE SOLE RESPONSIBILITY OF THE OWNER/OPERATOR OF A VEHICLE USING HAVIS INC. MOUNTING AND DOCKING EQUIPMENT, TO INSURE THAT THE EQUIPMENT IS INSTALLED SO THAT IT WILL NOT INTERFERE WITH VEHICLE OPERATION, INTERFERE WITH SAFETY DEVICES, OBSTRUCT VIEW OF DRIVING CONDITIONS, OR IN ANY WAY DEGRADE OCCUPANT SAFETY. IMPROPER INSTALLATION CAN CAUSE SERIOUS INJURY IN THE EVENT OF AN ACCIDENT. INSTALLATION SHOULD ONLY BE PERFORMED BY QUALIFIED PROFESSIONALS. COMPUTERS AND MOTION DEVICES MUST BE MOVED TO AND STOWED/SECURED IN THEIR SAFE DRIVING POSITIONS BEFORE OPERATING VEHICLE.

DRAWING NO.	WBI-A-101-INST
PRODUCT DESCRIPTION	INSTALLATION INSTRUCTION, SUPPLEMENTAL, REAR WINDOW BAR, FEDSIG
HAVIS 1-800-524-9900 WWW.HAVIS.COM	WEIGHT: (LBS) 17.830 REV. DATE 05/24